



## Double Door Aluminum Bi-View Cabinet

### PART NUMBER

PD49000

### MATERIAL

Aluminum

### COLORS AND FINISH

Silver Anodized

### CODE COMPLIANCE

BS EN14749

### PACKAGING DIMENSIONS W X D X H

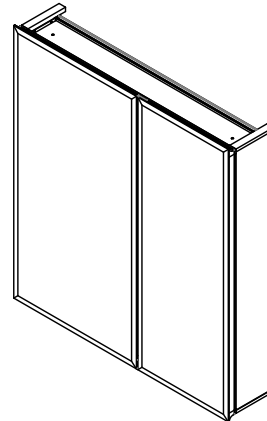
740mm (29 1/8") x 200mm (7 7/8") x 810mm (31 7/8")

ISTA 3A Packaging  
(International Safe Transit Association)

Recommended Drill size 8mm (5/16")

### FEATURES

- Can be recessed or surface mounted
- Easy to install Hang 'N' Lock system
- Double sided mirror doors with bevel on front glass
- 165° Spring Hinge
- Mirror back panel
- 5 Adjustable toughened glass shelves  
Shelf depth: 80mm (3 1/8")
- Mirror glass side panels for surface mounting
- Optional pin handles for doors

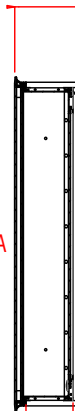


610mm  
[24"]



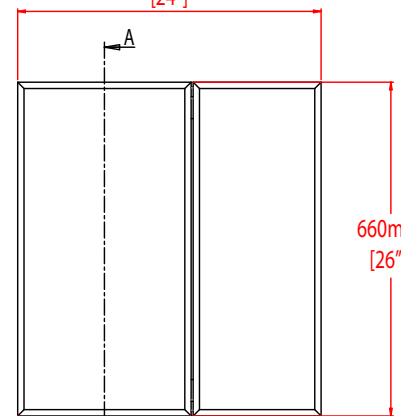
610mm  
[24"]

SURFACE MOUNTED  
CABINET DEPTH  
133mm [5 1/4"]



SECTION A-A

RECESS MOUNTING  
ROUGH OPENING DEPTH  
95mm [3 3/4"]



660mm  
[26"]

406.40mm [16"]      203.20mm [8"]

### INSTALLATION DIMENSIONS (APPROXIMATE)

Jacuzzi reserves the right to make changes in specifications and materials and to change and discontinue models, both without the notice or obligation. Dimensions are for reference only.