

# CONTENTS

---



## TIRE GAUGE

Check tire pressure on the go.



## VALVE CORE TOOL

Remove both Presta and Schrader valve cores. Add it to a keychain to always be nearby.



## VALVE CORES

Replace missing or worn Schrader valve core in the Schrader valve stem.



## VALVE CAPS

Replace missing or worn valve caps.



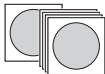
## TIRE LEVERS

Deflate tube and use levers to remove tube from tire and wheel.



## METAL SCUFFER

Roughen tube hole area prior to applying Peel & Stick Patch.



## PEEL & STICK PATCHES

Repair tube hole with pre-glued patch.

### ITW GLOBAL TIRE REPAIR

125 Venture Drive, Suite 210,  
San Luis Obispo, CA 93401 USA

[WWW.SLIME.COM](http://WWW.SLIME.COM)

PART#20482

REV102721ART

### SEE INSTALL



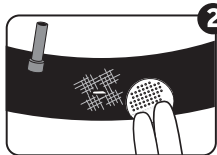
# HOW TO REPAIR A BIKE TUBE

---



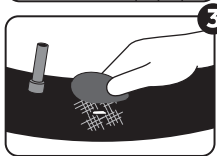
1

Deflate tube and use levers to remove tube from tire and wheel.



2

Scuff tube hole area, wipe clean and dry.



3

Peel off back of patch, stick patch over hole and press hard to smooth out wrinkles.\*



4

Reassemble tire, air up and go.

**\*NOTE:** Patch will stick and remain on the tube when the tube is **CLEAN** and **DRY**. Check the patch is smooth with **NO** wrinkles after it is applied to the tube.